

Fund Update for the quarter ended 31 December 2017

ANZ Investments Single-Asset-Class Scheme (marketed as the OneAnswer Single-Asset-Class Funds)

Equity Selection Fund

This fund update was first made publicly available on: 12 February 2018

What is the purpose of this update?

This document tells you how the Equity Selection Fund has performed and what fees were charged. The document will help you to compare the fund with other funds. ANZ New Zealand Investments Limited prepared this update in accordance with the Financial Markets Conduct Act 2013. This information is not audited and may be updated.

Description of this fund

The Equity Selection Fund invests mainly in New Zealand and Australian equities. Investments may include:


- equities in companies that are listed or intend to list on the New Zealand or Australian stock exchange, and
- cash and cash equivalents.

The fund aims to achieve a positive yearly return (after the fund charge and before tax) that over the long-term outperforms the relevant market index.

Total value of the fund (\$)	15,196,886
The date the fund started	1 July 2004

What are the risks of investing?

Risk indicator for the Equity Selection Fund:



The risk indicator is rated from 1 (low) to 7 (high). The rating reflects how much the value of the fund's assets goes up and down. A higher risk generally means higher potential returns over time, but more ups and downs along the way.

To help you clarify your own attitude to risk, you can seek financial advice or work out your risk profile at www.sorted.org.nz/tools/investor-kickstarter.

Note that even the lowest category does not mean a risk-free investment, and there may be other risks that are not captured by this rating.

This risk indicator is not a guarantee of a fund's future performance. The risk indicator is based on the returns data for the five years ended 31 December 2017. While risk indicators are usually relatively stable, they do shift from time to time. The risk indicator will continue to be updated in future fund updates.

See the product disclosure statement (PDS) for more information about the risks associated with investing in this fund.

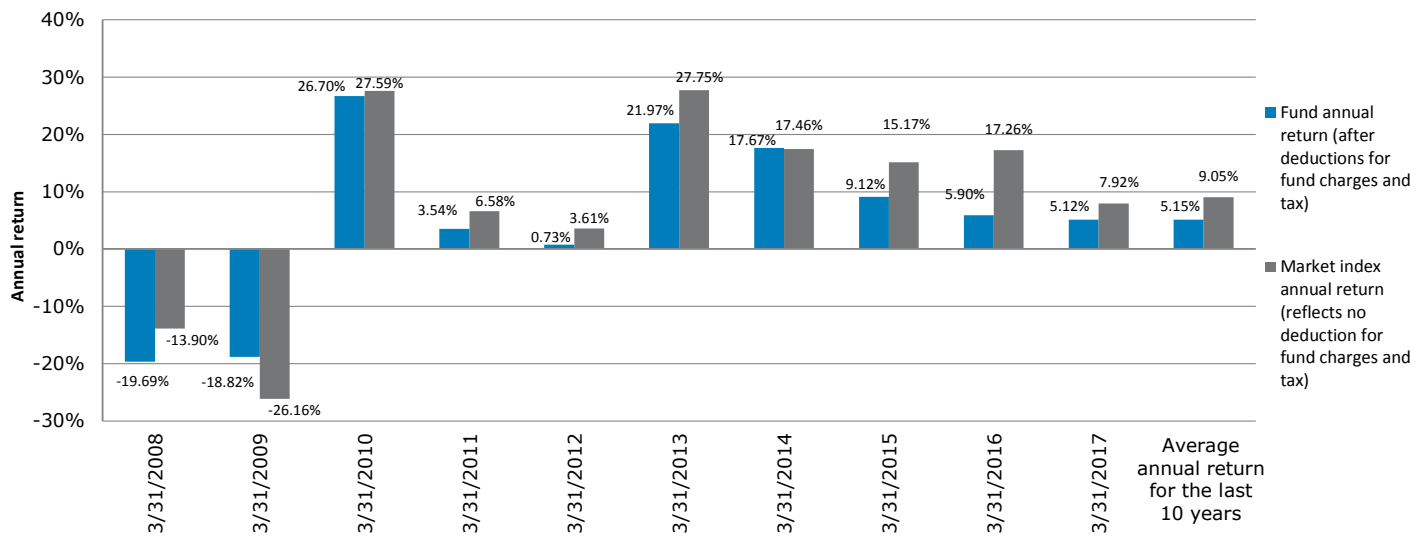
How has the fund performed?

	Average over past five years	Past year
Annual return (after deductions for charges and tax)	10.00%	6.57%
Annual return (after deductions for charges but before tax)	11.00%	7.55%
Market index annual return (reflects no deduction for charges and tax)	17.07%	23.60%

The market index annual return shows the return of the S&P/NZX 50 Total Return Index (with imputation credits re-invested).

Additional information about the market index is available in the statement of investment policy and objectives on the offer register at business.govt.nz/disclose.

Annual return graph¹



This shows the return after fund charges and tax for each of the last 10 years ending 31 March. The last bar shows the average annual return for the last 10 years, up to 31 December 2017.

Important: This does not tell you how the fund will perform in the future.

Returns in this update are after tax at the highest prescribed investor rate (PIR) of tax for an individual New Zealand resident. Your tax may be lower.

What fees are investors charged?

Investors in the Equity Selection Fund are charged fund charges. In the year to 31 March 2017 these were:

	% of net asset value
Total fund charges	1.27%
<i>Which are made up of:</i>	
Total management and administration charges	1.27%
<i>Including:</i>	
Manager's basic fee	1.10%
Other management and administration charges	0.17%
Total performance based fees	0.00%

	Dollar amount per investor
Other charges	
Other charges	\$0

Investors are not currently charged individual action fees for specific actions or decisions (for example, for withdrawing from or switching funds). See the PDS for more information about Scheme fees.

Small differences in fees and charges can have a big impact on your investment over the long term.

Example of how this applies to an investor

Sarah had \$10,000 in the fund at the start of the year and did not make any further contributions. At the end of the year, Sarah received a return after fund charges were deducted of \$657 (that is 6.57% of her initial \$10,000). Sarah did not pay any other charges. This gives Sarah a total return after tax of \$657 for the year.


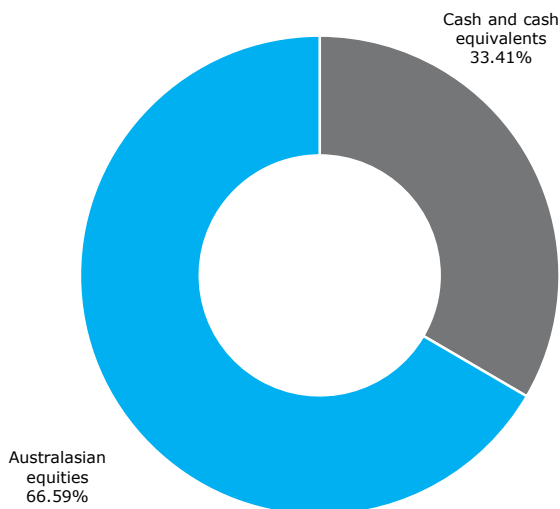
What does the fund invest in?

Actual investment mix²

This shows the types of assets that the fund invests in.

Target investment mix

This shows the mix of assets that the fund generally intends to invest in.



Top 10 investments

	Name	Percentage of fund net assets	Type	Country	Credit rating (if applicable)
1	Cash Deposit (J.P. Morgan AUD)	10.23%	Cash and cash equivalents	Australia	A1
2	Metlifecare Ltd	9.74%	Australasian equities	New Zealand	
3	Fisher and Paykel Healthcare	7.07%	Australasian equities	New Zealand	
4	Genesis Energy Ltd	6.59%	Australasian equities	New Zealand	
5	Freightways Ltd	6.49%	Australasian equities	New Zealand	
6	Z Energy Ltd	4.97%	Australasian equities	New Zealand	
7	New Zealand Exchange Ltd	4.95%	Australasian equities	New Zealand	
8	Tegel Group Holdings	4.81%	Australasian equities	New Zealand	
9	Ryman Healthcare Ltd	4.80%	Australasian equities	New Zealand	
10	Contact Energy Ltd	4.10%	Australasian equities	New Zealand	

The top 10 investments make up 63.75% of the net asset value of the fund.

Currency hedging

	Benchmark hedging rate	Current hedging level
Australasian equities	Benchmark 0% AUD hedged (range of 0-100%)	0%

Key personnel

This shows the directors and employees who have the most influence on investment decisions in relation to the fund.

Name	Current position	Time in current position	Previous or other current position	Time in previous or other current position
Graham Ansell	Chief Investment Officer, New Zealand	5 years and 1 month	Head of Fixed Interest, ANZ New Zealand Investments Limited	17 years and 0 months
John Middleton	Head of Australasian Equity Research	3 years and 3 months	Senior Investment Analyst, AMP Capital	1 year and 5 months
Craig Brown	Portfolio Manager, Australasian Equities	3 years and 5 months	Senior Investment Analyst, ANZ New Zealand Investments Limited	6 years and 6 months

Further information

You can also obtain this information, the PDS for the OneAnswer Single-Asset-Class Funds, and some additional information from the offer register at www.business.govt.nz/disclose.

Notes

- Portfolio investment entities and prescribed investor rates came into effect on 1 October 2007. The return for the year to 31 March 2008 is calculated using the tax paid by the fund for that year.
- The target and actual investment mix of this fund are based on:
 - the cash and cash equivalents held by both the fund itself and the underlying fund in which the fund invests, and
 - the asset class of the underlying fund.