

Fund Update for the quarter ended 31 December 2016

ANZ Investments Single-Asset-Class Scheme (marketed as the OneAnswer Single-Asset-Class Funds)

## ■ Property Securities Fund

This fund update was first made publicly available on: 13 February 2017

### What is the purpose of this update?

This document tells you how the Property Securities Fund has performed and what fees were charged. The document will help you to compare the fund with other funds. ANZ New Zealand Investments Limited prepared this update in accordance with the Financial Markets Conduct Act 2013. This information is not audited and may be updated.

### Description of this fund

The Property Securities Fund invests mainly in New Zealand and Australian listed property assets. Investments may include:


- listed companies, funds or trusts that invest in property, and
- cash and cash equivalents.

The fund aims to achieve a positive yearly return (after the fund charge and before tax) that over the long-term outperforms the relevant market index.

Total value of the fund (\$)	124,249,296
The date the fund started	30 November 1994

### What are the risks of investing?

Risk indicator for the Property Securities Fund:



The risk indicator is rated from 1 (low) to 7 (high). The rating reflects how much the value of the fund's assets goes up and down. A higher risk generally means higher potential returns over time, but more ups and downs along the way.

To help you clarify your own attitude to risk, you can seek financial advice or work out your risk profile at [www.sorted.org.nz/tools/investor-kickstarter](http://www.sorted.org.nz/tools/investor-kickstarter).

Note that even the lowest category does not mean a risk-free investment, and there may be other risks that are not captured by this rating.

This risk indicator is not a guarantee of a fund's future performance. The risk indicator is based on the returns data for the five years ended 31 December 2016. While risk indicators are usually relatively stable, they do shift from time to time. The risk indicator will continue to be updated in future fund updates.

See the product disclosure statement (PDS) for more information about the risks associated with investing in this fund.

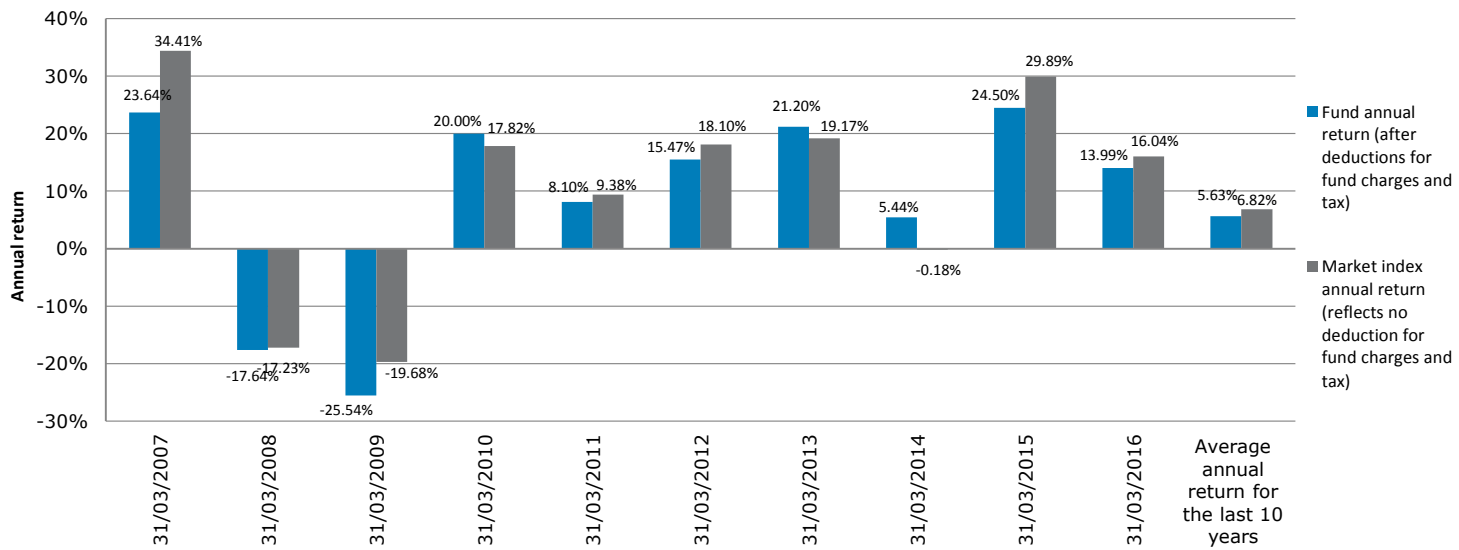
How has the fund performed?

	Average over past five years	Past year
<b>Annual return</b> (after deductions for charges and tax)	14.17%	2.87%
<b>Annual return</b> (after deductions for charges but before tax)	14.88%	3.65%
<b>Market index annual return</b> (reflects no deduction for charges and tax)	13.81%	3.82%

The market index annual return shows the return of the S&P/NZX All Real Estate (Industry Group) Gross with imputation credits over a rolling three year time frame.

Additional information about the market index is available in the statement of investment policy and objectives on the offer register at [business.govt.nz/disclose](http://business.govt.nz/disclose).

**Annual return graph<sup>1</sup>**



This shows the return after fund charges and tax for each of the last 10 years ending 31 March. The last bar shows the average annual return for the last 10 years, up to 31 December 2016.

**Important:** This does not tell you how the fund will perform in the future.

Returns in this update are after tax at the highest prescribed investor rate (PIR) of tax for an individual New Zealand resident. Your tax may be lower.

**What fees are investors charged?**

Investors in the Property Securities Fund are charged fund charges. In the year to 31 March 2016 these were:

	<b>% of net asset value</b>
<b>Total fund charges</b>	<b>1.10%</b>
<i>Which are made up of:</i>	
<b>Total management and administration charges</b>	<b>1.10%</b>
<i>Including:</i>	
Manager's basic fee	1.00%
Other management and administration charges	0.10%
<b>Total performance based fees</b>	<b>0.00%</b>

	<b>Dollar amount per investor</b>
<b>Other charges</b>	
Other charges	\$0

Small differences in fees and charges can have a big impact on your investment over the long term.

**Example of how this applies to an investor**

Sarah had \$10,000 in the fund at the start of the year and did not make any further contributions. At the end of the year, Sarah received a return after fund charges were deducted of \$287 (that is 2.87% of her initial \$10,000). Sarah did not pay any other charges. This gives Sarah a total return after tax of \$287 for the year.

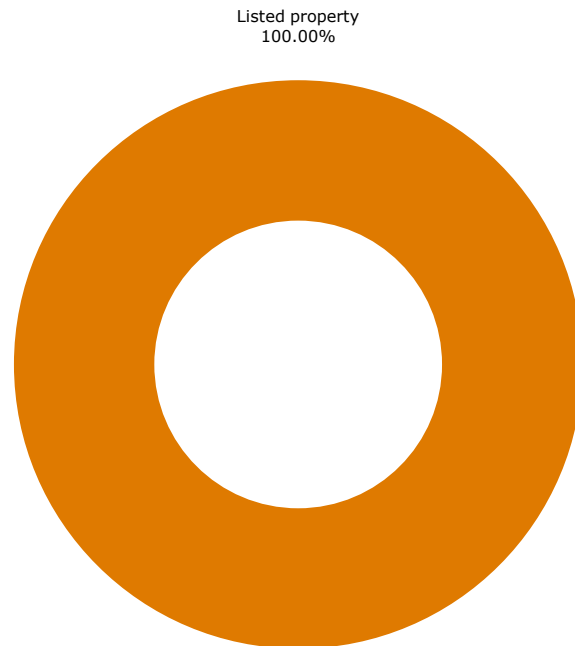
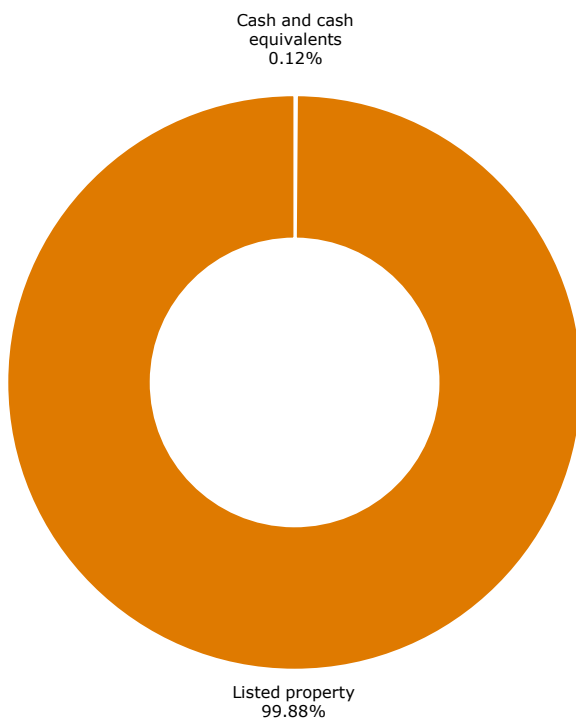
**What does the fund invest in?**

**Actual investment mix**

This shows the types of assets that the fund invests in.

**Target investment mix**

This shows the mix of assets that the fund generally intends to invest in.



### Top 10 investments

	Name	Percentage of fund net assets	Type	Country	Credit rating (if applicable)
1	Kiwi Income Property Trust	24.19%	Listed property	New Zealand	
2	Precinct Property NZ Ltd	20.70%	Listed property	New Zealand	
3	Stride Stapled Group	10.18%	Listed property	New Zealand	
4	Goodman Property Trust	6.68%	Listed property	New Zealand	
5	Property for Industry Ltd	5.97%	Listed property	New Zealand	
6	Investore Property	5.83%	Listed property	New Zealand	
7	Argosy Property Ltd	5.30%	Listed property	New Zealand	
8	Metlifecare Ltd	4.61%	Listed property	New Zealand	
9	Vital Healthcare Property Trust	3.05%	Listed property	New Zealand	
10	NPT Ltd	2.14%	Listed property	New Zealand	

The top 10 investments make up 88.65% of the net asset value of the fund.

### Currency hedging

	Benchmark hedging rate	Current hedging level
Australasian listed property	Benchmark 100% hedged	99%

### Key personnel

This shows the directors and employees who have the most influence on investment decisions in relation to the fund.

Name	Current position	Time in current position	Previous or other current position	Time in previous or other current position
Graham Ansell	Chief Investment Officer, New Zealand	4 years and 1 month	Head of Fixed Interest, ANZ New Zealand Investments Limited	17 years and 0 months
Stewart Brentnall	Chief Investment Officer, Australia Wealth	4 years and 5 months	Chief Investment Officer, OnePath Australia	3 years and 0 months
Mark Brown	Head of Equities	4 years and 9 months	Portfolio Manager, ANZ Bank New Zealand Limited	6 years and 0 months
Craig Tyson	Investment Manager	10 years and 11 months		
Craig Brown	Portfolio Manager, Australasian Equities	2 years and 5 months	Senior Investment Analyst, ANZ New Zealand Investments Limited	6 years and 6 months

### Further information

You can also obtain this information, the PDS for the OneAnswer Single-Asset-Class Funds, and some additional information from the offer register at [www.business.govt.nz/disclose](http://www.business.govt.nz/disclose).

### Notes

1. Portfolio investment entities and prescribed investor rates came into effect on 1 October 2007. The returns for the years to 31 March 2007 and 31 March 2008 are calculated using the tax paid by the fund for those years.