

Fund Update for the quarter ended 31 December 2016

ANZ Investments Single-Asset-Class Scheme (marketed as the OneAnswer Single-Asset-Class Funds)

International Fixed Interest Fund

This fund update was first made publicly available on: 13 February 2017

What is the purpose of this update?

This document tells you how the International Fixed Interest Fund has performed and what fees were charged. The document will help you to compare the fund with other funds. ANZ New Zealand Investments Limited prepared this update in accordance with the Financial Markets Conduct Act 2013. This information is not audited and may be updated.

Description of this fund

The International Fixed Interest Fund invests mainly in international fixed interest assets. Investments may include:


- fixed interest assets issued by government or international companies, and
- cash and cash equivalents.

The fund aims to achieve a positive yearly return (after the fund charge and before tax) that over the long-term is in line with the relevant market index.

Total value of the fund (\$)	3,296,061
The date the fund started	19 September 2013

What are the risks of investing?

Risk indicator for the International Fixed Interest Fund¹:



The risk indicator is rated from 1 (low) to 7 (high). The rating reflects how much the value of the fund's assets goes up and down. A higher risk generally means higher potential returns over time, but more ups and downs along the way.

To help you clarify your own attitude to risk, you can seek financial advice or work out your risk profile at www.sorted.org.nz/tools/investor-kickstarter.

Note that even the lowest category does not mean a risk-free investment, and there may be other risks that are not captured by this rating. This risk indicator is not a guarantee of a fund's future performance. The risk indicator is based on the returns data for the five years ended 31 December 2016. While risk indicators are usually relatively stable, they do shift from time to time. The risk indicator will continue to be updated in future fund updates.

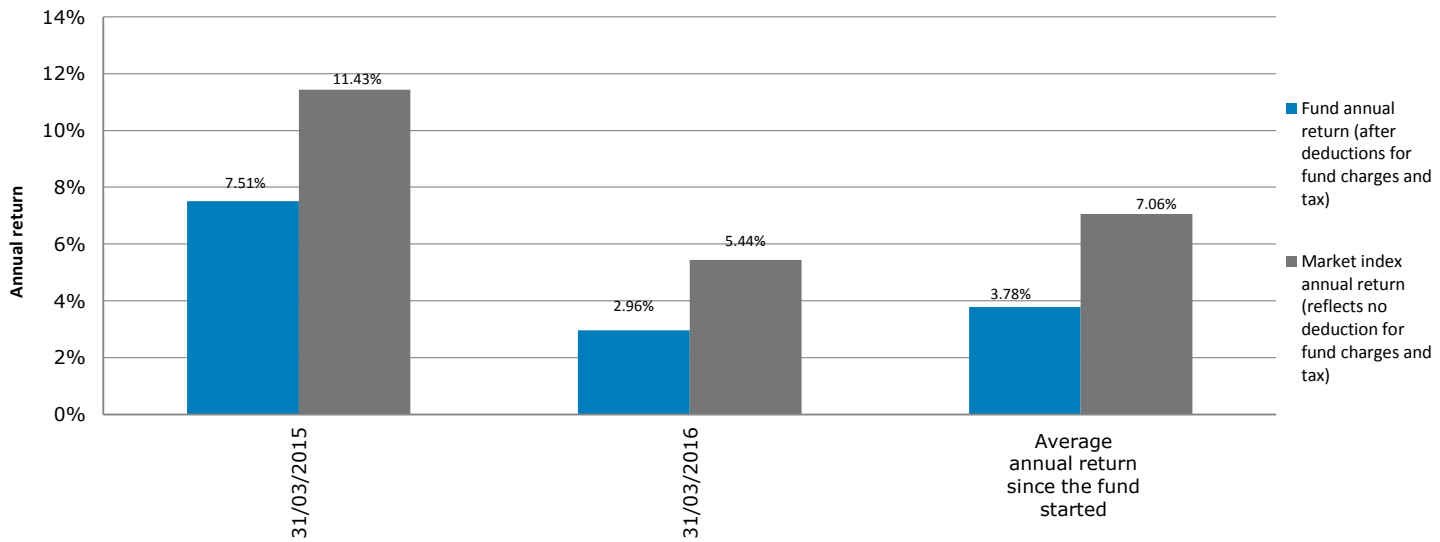
See the product disclosure statement (PDS) for more information about the risks associated with investing in this fund.

How has the fund performed?

	Past year
Annual return (after deductions for charges and tax)	2.72%
Annual return (after deductions for charges but before tax)	3.79%
Market index annual return (reflects no deduction for charges and tax)	5.52%

The market index annual return shows the return of the JP Morgan Global Government Bond Index (100% hedged to the New Zealand dollar). Additional information about the market index is available in the statement of investment policy and objectives on the offer register at business.govt.nz/disclose.

Annual return graph



This shows the return after fund charges and tax for each year ending 31 March since the fund started. The last bar shows the average annual return since the fund started, up to 31 December 2016.

Important: This does not tell you how the fund will perform in the future.

Returns in this update are after tax at the highest prescribed investor rate (PIR) of tax for an individual New Zealand resident. Your tax may be lower.

What fees are investors charged?

Investors in the International Fixed Interest Fund are charged fund charges. In the year to 31 March 2016 these were:

	% of net asset value
Total fund charges	0.93%
<i>Which are made up of:</i>	
Total management and administration charges	0.93%
<i>Including:</i>	
Manager's basic fee	0.75%
Other management and administration charges	0.18%
Total performance based fees	0.00%

	Dollar amount per investor
Other charges	
Other charges	\$0

Small differences in fees and charges can have a big impact on your investment over the long term.

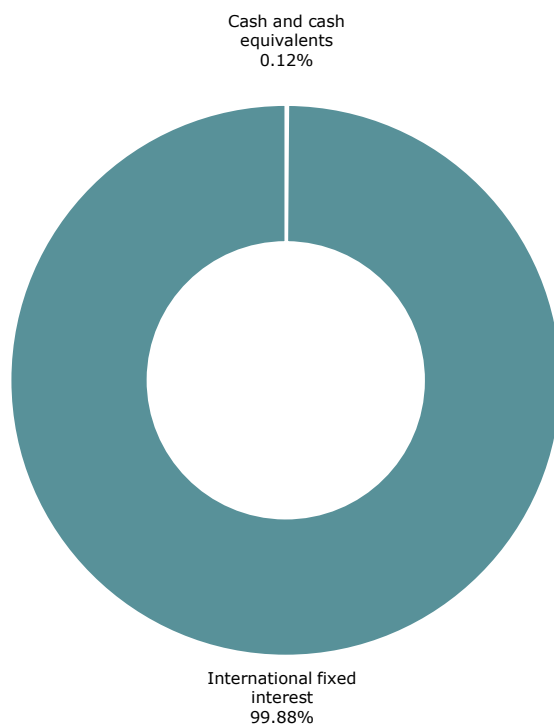
Example of how this applies to an investor

Sarah had \$10,000 in the fund at the start of the year and did not make any further contributions. At the end of the year, Sarah received a return after fund charges were deducted of \$272 (that is 2.72% of her initial \$10,000). Sarah did not pay any other charges. This gives Sarah a total return after tax of \$272 for the year.

What does the fund invest in?

Actual investment mix

This shows the types of assets that the fund invests in.



Target investment mix

This shows the mix of assets that the fund generally intends to invest in.



Top 10 investments

	Name	Percentage of fund net assets	Type	Country	Credit rating (if applicable)
1	United States Treasury 0.75% 31/10/18	1.64%	International fixed interest	United States	Aaa
2	United States Treasury 1.00% 31/05/18	1.21%	International fixed interest	United States	Aaa
3	United States Treasury 1.50% 31/01/22	1.21%	International fixed interest	United States	Aaa
4	United States Treasury 3.75% 15/11/43	1.10%	International fixed interest	United States	Aaa
5	United States Treasury 1.00% 15/11/19	1.04%	International fixed interest	United States	Aaa
6	United States Treasury 1.37% 30/04/20	1.00%	International fixed interest	United States	Aaa
7	United States Treasury 1.87% 31/10/22	0.99%	International fixed interest	United States	Aaa
8	United States Treasury 2.75% 15/02/24	0.84%	International fixed interest	United States	Aaa
9	United States Treasury 1.25% 30/04/21	0.81%	International fixed interest	United States	Aaa
10	Kingdom of Denmark Bonds 4.50% 15/11/39	0.80%	International fixed interest	Denmark	Aaa

The top 10 investments make up 10.64% of the net asset value of the fund.

Currency hedging

	Benchmark hedging rate	Current hedging level
International fixed interest	Benchmark 100% hedged	100%

Key personnel

This shows the directors and employees who have the most influence on investment decisions in relation to the fund.

Name	Current position	Time in current position	Previous or other current position	Time in previous or other current position
Graham Ansell	Chief Investment Officer, New Zealand	4 years and 1 month	Head of Fixed Interest, ANZ New Zealand Investments Limited	17 years and 0 months
Stewart Brentnall	Chief Investment Officer, Australia Wealth	4 years and 5 months	Chief Investment Officer, OnePath Australia	3 years and 0 months
Mark Rider	Head of Investment Strategy & Asset Allocation, OnePath Australia	3 years and 9 months	Head of Investment Strategy, Australia, UBS Global Asset Management	9 years and 6 months
Peter Jones	Senior Manager Investment Management	4 years and 11 months	Head of Fixed Interest, ANZ Bank New Zealand Limited	6 years and 0 months
Iain Cox	Australasian Head of Fixed Interest & Cash	2 years and 10 months	Senior Fixed Interest Analyst, ANZ New Zealand Investments Limited	2 years and 10 months

Further information

You can also obtain this information, the PDS for the OneAnswer Single-Asset-Class Funds, and some additional information from the offer register at www.business.govt.nz/disclose.

Notes

1. In calculating the risk indicator, a mix of the fund's actual returns and the market index returns have been used. Market index returns have been used for the period 31 December 2011 to 30 September 2013, as the fund began operation on 19 September 2013. As a result, the risk indicator may provide a less reliable indicator of the potential future volatility of the fund.