

Fund Update for the quarter ended 30 June 2019

ANZ Investments Single-Asset-Class Scheme (marketed as the OneAnswer Single-Asset-Class Funds)

## International Fixed Interest Fund

This fund update was first made publicly available on: 26 July 2019

### What is the purpose of this update?

This document tells you how the International Fixed Interest Fund has performed and what fees were charged. The document will help you to compare the fund with other funds. ANZ New Zealand Investments Limited prepared this update in accordance with the Financial Markets Conduct Act 2013. This information is not audited and may be updated.

### Description of this fund

The International Fixed Interest Fund invests mainly in international fixed interest assets. Investments may include:

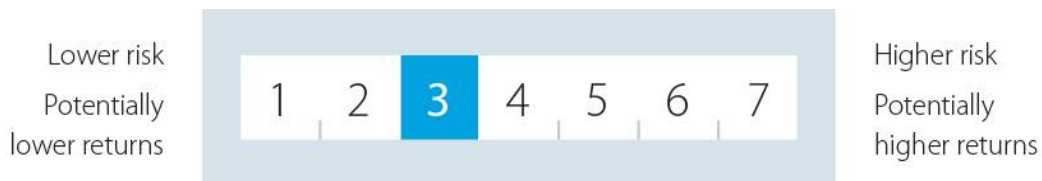
- fixed interest assets issued by governments or international companies, and
- cash and cash equivalents.

The fund aims to achieve a positive yearly return (after the fund charge and before tax) that over the long-term is in line with the relevant market index.

Total value of the fund (\$)	1,448,747
The date the fund started	19 September 2013

### What are the risks of investing?

Risk indicator for the International Fixed Interest Fund:



The risk indicator is rated from 1 (low) to 7 (high). The rating reflects how much the value of the fund's assets goes up and down. A higher risk generally means higher potential returns over time, but more ups and downs along the way.

To help you clarify your own attitude to risk, you can seek financial advice or work out your risk profile at [www.sorted.org.nz/tools/investor-kickstarter](http://www.sorted.org.nz/tools/investor-kickstarter).

Note that even the lowest category does not mean a risk-free investment, and there may be other risks that are not captured by this rating.

This risk indicator is not a guarantee of a fund's future performance. The risk indicator is based on the returns data for the five years ended 30 June 2019. While risk indicators are usually relatively stable, they do shift from time to time. The risk indicator will continue to be updated in future fund updates.

See the product disclosure statement (PDS) for more information about the risks associated with investing in this fund.

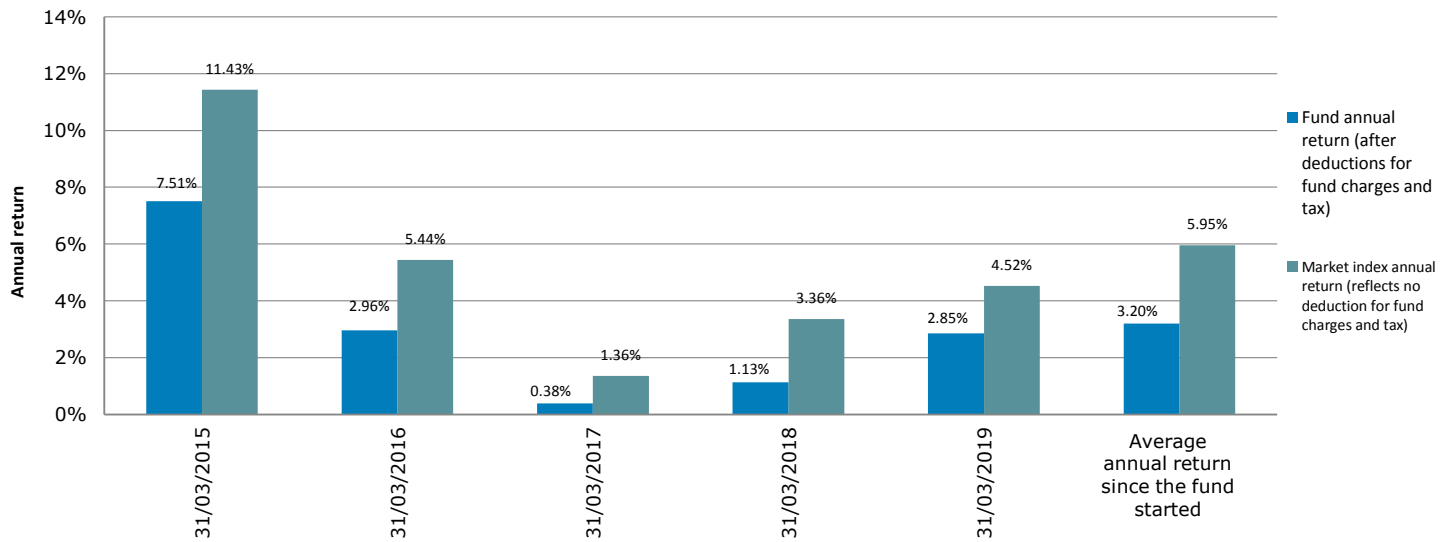
How has the fund performed?

	Average over past five years	Past year
<b>Annual return</b> (after deductions for charges and tax)	2.97%	4.36%
<b>Annual return</b> (after deductions for charges but before tax)	4.13%	6.10%
<b>Market index annual return</b> (reflects no deduction for charges and tax)	5.54%	7.35%

The market index annual return shows the return of the JP Morgan Global Government Bond Index (100% hedged to the New Zealand dollar).

Additional information about the market index is available in the statement of investment policy and objectives on the offer register at [business.govt.nz/disclose](http://business.govt.nz/disclose).

**Annual return graph**



This shows the return after fund charges and tax for each year ending 31 March since the fund started. The last bar shows the average annual return since the fund started, up to 30 June 2019.

**Important:** This does not tell you how the fund will perform in the future.

Returns in this update are after tax at the highest prescribed investor rate (PIR) of tax for an individual New Zealand resident. Your tax may be lower.

**What fees are investors charged?**

Investors in the International Fixed Interest Fund are charged fund charges. In the year to 31 March 2019 these were:

	% of net asset value
<b>Total fund charges<sup>1</sup></b>	<b>0.93%</b>
<i>Which are made up of:</i>	
<b>Total management and administration charges</b>	<b>0.93%</b>
<i>Including:</i>	
Manager's basic fee	0.75%
Other management and administration charges	0.18%
<b>Total performance based fees</b>	<b>0.00%</b>
	<b>Dollar amount per investor</b>
<b>Other charges</b>	
Other charges	\$0

Investors are not currently charged individual action fees for specific actions or decisions (for example, for withdrawing from or switching funds). See the PDS for more information about Scheme fees.

Small differences in fees and charges can have a big impact on your investment over the long term.

**Example of how this applies to an investor**

Sarah had \$10,000 in the fund at the start of the year and did not make any further contributions. At the end of the year, Sarah received a return after fund charges were deducted of \$436 (that is 4.36% of her initial \$10,000). Sarah did not pay any other charges. This gives Sarah a total gain after tax of \$436 for the year.

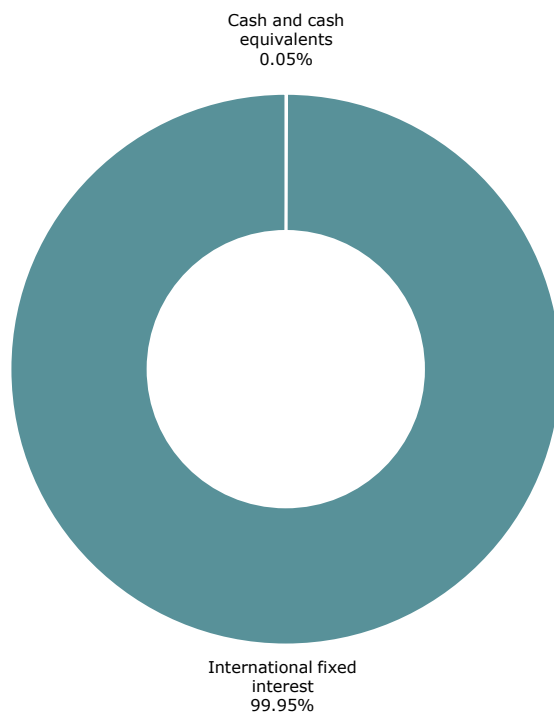
**What does the fund invest in?**

**Actual investment mix<sup>2</sup>**

This shows the types of assets that the fund invests in.

**Target investment mix<sup>2</sup>**

This shows the mix of assets that the fund generally intends to invest in.



### Top 10 investments

	Name	Percentage of fund net assets	Type	Country	Credit rating (if applicable)
1	United States Treasury 2.875% 31 Oct 2020	1.22%	International fixed interest	United States	Aaa
2	United States Treasury 2.625% 31 Dec 2025	1.12%	International fixed interest	United States	Aaa
3	Bundesschatzanweisung 0.00% 11 Sep 2020	1.05%	International fixed interest	Germany	Aaa
4	United States Treasury 2.375% 31 Jan 2023	0.92%	International fixed interest	United States	Aaa
5	United States Treasury 1.5% 31 Jan 2022	0.88%	International fixed interest	United States	Aaa
6	Hong Kong Government Bond 0.91% 05 Nov 2020	0.73%	International fixed interest	Hong Kong	AA+
7	United States Treasury 2.625% 28 Feb 2023	0.72%	International fixed interest	United States	Aaa
8	United States Treasury 1.875% 31 Oct 2022	0.72%	International fixed interest	United States	Aaa
9	United States Treasury 1.625% 15 Oct 2020	0.72%	International fixed interest	United States	Aaa
10	Norwegian Government Bond 3.75% 25 May 2021	0.69%	International fixed interest	Norway	AAA

The top 10 investments make up 8.77% of the net asset value of the fund.

### Currency hedging

	Benchmark hedging rate	Current hedging level
International fixed interest	Benchmark 100% hedged	100%

### Key personnel

This shows the directors and employees who have the most influence on investment decisions in relation to the fund.

Name	Current position	Time in current position	Previous or other current position	Time in previous or other current position
Paul Huxford	Chief Investment Officer, New Zealand	12 months	Acting Chief Investment Officer	3 months
Maaïke van Tol	Co-Head of Diversified Portfolio Management	4 months	Asset Allocation Strategist	3 years and 6 months
Peter Jones	Senior Manager Investment Management	7 years and 5 months	Head of Fixed Interest, ANZ New Zealand Investments Limited	6 years and 0 months
Iain Cox	Australasian Head of Fixed Interest & Cash	5 years and 4 months	Senior Fixed Interest Analyst, ANZ New Zealand Investments Limited	2 years and 10 months

### Further information

You can also obtain this information, the PDS for the OneAnswer Single-Asset-Class Funds, and some additional information from the offer register at [www.business.govt.nz/disclose](http://www.business.govt.nz/disclose).

### Notes

- Our fund charges are inclusive of GST, where applicable.
- The target and actual investment mix of this fund are based on:
  - the cash and cash equivalents held by the fund, and
  - the asset class of the underlying fund in which the fund invests.
They are not based on the cash and cash equivalents or any other assets held by the underlying fund.