

## OneAnswer KiwiSaver Scheme

# ■ Sustainable International Share Fund

This fund update was first made publicly available on: 03 May 2017

### What is the purpose of this update?

This document tells you how the Sustainable International Share Fund has performed and what fees were charged. The document will help you to compare the fund with other funds. ANZ New Zealand Investments Limited prepared this update in accordance with the Financial Markets Conduct Act 2013. This information is not audited and may be updated.

### Description of this fund

The Sustainable International Share Fund invests mainly in equities in companies pursuing a sustainable development policy. Investments may include:


- equities in companies pursuing a sustainable development policy and combining respect for social principles (such as human rights, non-discrimination and the issue of child labour) and environmental principles, with good financial prospects,
- convertible securities, and
- cash and cash equivalents.

The fund aims to achieve a positive yearly return (after the fund charge and before tax) that over the long-term outperforms the relevant market index.

Total value of the fund (\$)	5,290,423
Number of investors in the fund	373
The date the fund started	25 August 2008

### What are the risks of investing?

Risk indicator for the Sustainable International Share Fund:



The risk indicator is rated from 1 (low) to 7 (high). The rating reflects how much the value of the fund's assets goes up and down. A higher risk generally means higher potential returns over time, but more ups and downs along the way.

To help you clarify your own attitude to risk, you can seek financial advice or work out your risk profile at [anzinvestments.co.nz/riskprofiletool](http://anzinvestments.co.nz/riskprofiletool).

Note that even the lowest category does not mean a risk-free investment, and there may be other risks that are not captured by this rating.

This risk indicator is not a guarantee of a fund's future performance. The risk indicator is based on the returns data for the five years ended 31 March 2017. While risk indicators are usually relatively stable, they do shift from time to time. The risk indicator will continue to be updated in future fund updates.

See the product disclosure statement (PDS) for more information about the risks associated with investing in this fund.

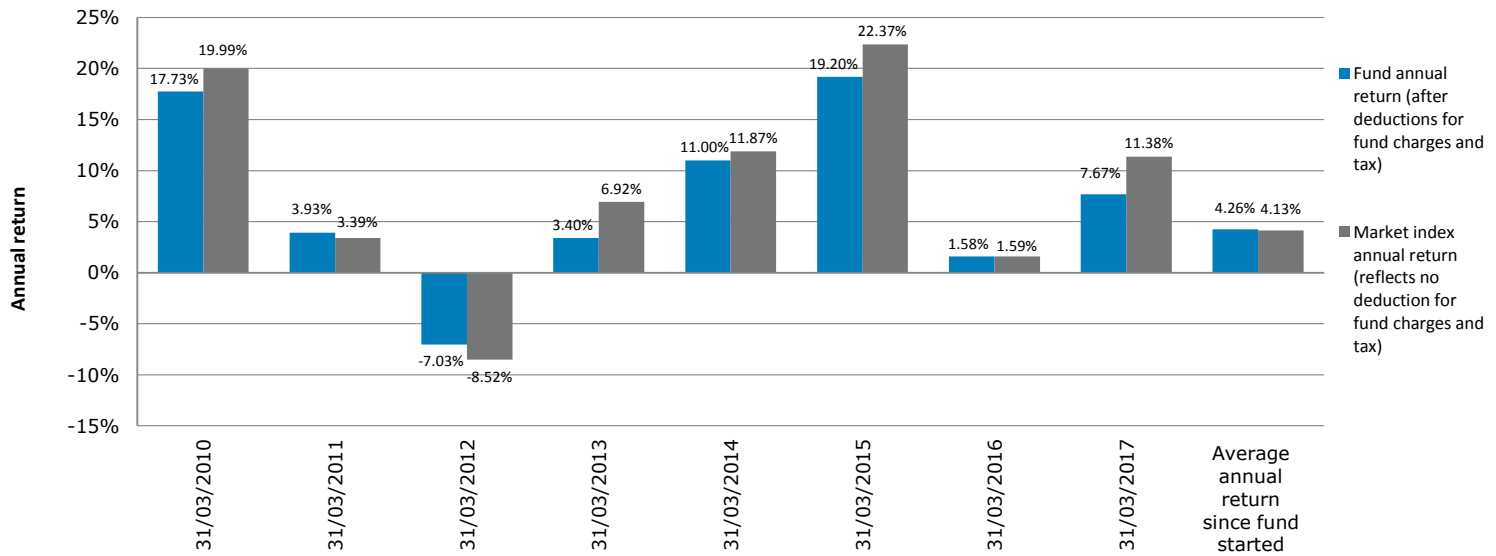
How has the fund performed?

	Average over past five years	Past year
<b>Annual return</b> (after deductions for charges and tax)	8.40%	7.67%
<b>Annual return</b> (after deductions for charges but before tax)	9.50%	8.78%
<b>Market index annual return</b> (reflects no deduction for charges and tax)	10.62%	11.38%

The market index annual return shows the return of the MSCI World Index (New Zealand dollar).

Additional information about the market is available in the statement of investment policy and objectives on the offer register at [business.govt.nz/disclose](http://business.govt.nz/disclose).

**Annual return graph**



This shows the return after fund charges and tax for each year ending 31 March since the fund started. The last bar shows the average annual return since the fund started, up to 31 March 2017.

**Important:** This does not tell you how the fund will perform in the future.

Returns in this update are after tax at the highest prescribed investor rate (PIR) of tax for an individual New Zealand resident. Your tax may be lower.

**What fees are investors charged?**

Investors in the Sustainable International Share Fund are charged fund charges. In the year to 31 March 2016 these were:

	% of net asset value
<b>Total fund charges</b>	<b>1.50%</b>
<i>Which are made up of:</i>	
<b>Total management and administration charges</b>	<b>1.50%</b>
<i>Including:</i>	
Manager's basic fee	1.20%
Other management and administration charges	0.30%
<b>Total performance based fees</b>	<b>0.00%</b>

	Dollar amount per investor
<b>Other charges</b>	
Membership fee <sup>1</sup>	\$24

Small differences in fees and charges can have a big impact on your investment over the long term.

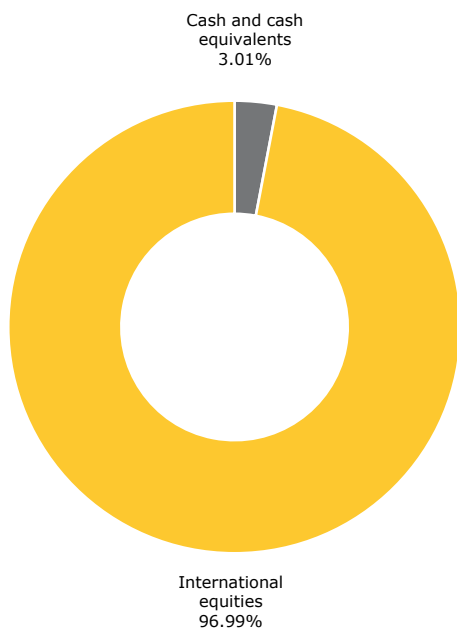
**Example of how this applies to an investor**

Sarah had \$10,000 in the fund at the start of the year and did not make any further contributions. At the end of the year, Sarah received a return after fund charges were deducted of \$767 (that is 7.67% of her initial \$10,000). Sarah also paid \$24 in other charges. This gives Sarah a total return after tax of \$743 for the year.

**What does the fund invest in?**

**Actual investment mix**

This shows the types of assets that the fund invests in.



**Target investment mix**

This shows the mix of assets that the fund generally intends to invest in.



## Top 10 investments

	<b>Name</b>	<b>Percentage of fund net assets</b>	<b>Type</b>	<b>Country</b>	<b>Credit rating (if applicable)</b>
<b>1</b>	NN L Global Sustainable Equity Fund	97.07%	International equities	Luxembourg	
<b>2</b>	Cash Deposit (ANZ Bank)	3.01%	Cash and cash equivalents	New Zealand	A1+
<b>3</b>					
<b>4</b>					
<b>5</b>					
<b>6</b>					
<b>7</b>					
<b>8</b>					
<b>9</b>					
<b>10</b>					

The top 10 investments make up 100.08% of the net asset value of the fund.

## Currency hedging

	<b>Benchmark hedging rate</b>	<b>Current hedging level</b>
International equities	Benchmark 0% hedged (range of 0-100%)	0%

## Key personnel

This shows the directors and employees who have the most influence on investment decisions in relation to the fund.

<b>Name</b>	<b>Current position</b>	<b>Time in current position</b>	<b>Previous or other current position</b>	<b>Time in previous or other current position</b>
Graham Ansell	Chief Investment Officer, New Zealand	4 years and 4 months	Head of Fixed Interest, ANZ New Zealand Investments Limited	17 years and 0 months
Mark Rider	Chief Investment Officer, Australia Wealth	1 month	Head of Investment Strategy & Asset Allocation, OnePath Australia	3 years and 11 months
Maaïke van Tol	Asset Allocation Strategist	1 year and 7 months	Strategic Asset Allocation Specialist, NN Investment Partners	4 year and 9 months
Stuart Millar	Head of Diversified Portfolio Management	1 year and 8 months	Senior Capital Markets Manager, ANZ New Zealand Investments Limited	3 years and 4 months
Alan Clarke	Senior Mandate Research Manager	1 year and 8 months	Investment Analyst, ANZ Bank New Zealand Limited	8 years and 8 months

## Further information

You can also obtain this information, the PDS for the OneAnswer KiwiSaver Scheme, and some additional information from the offer register at [www.business.govt.nz/disclose](http://www.business.govt.nz/disclose).

## Notes

1. We charge you a membership fee at the scheme level for looking after your KiwiSaver account. If you're invested in more than one fund, this fee will be deducted from the fund with the highest balance.